

38th Annual Ram Sale

12pm on farm, Tatu Ohura, Thursday 19th Nov, 2026

PAPARATA

Elite Romney

SALE LOCATION

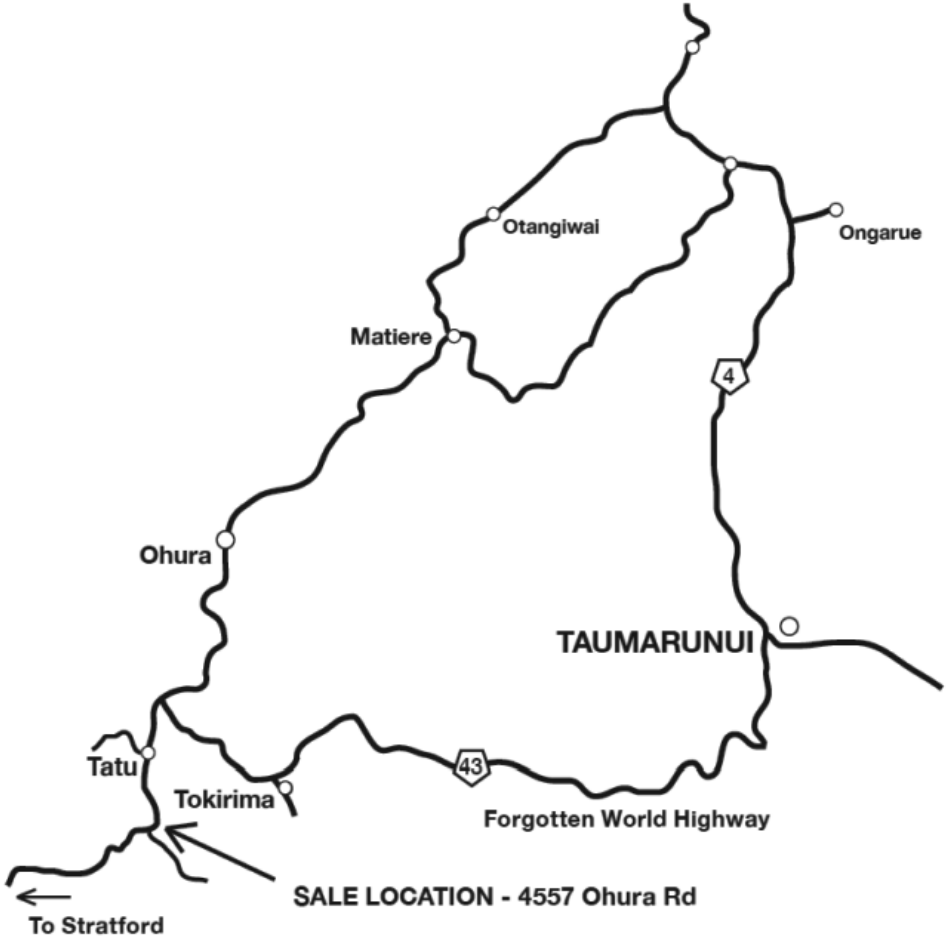

PAPARATA ELITE ROMNEY

Thirty Eighth Annual Sale of Hill Country Rams

120 SELECTED TWO-TOOTH ROMNEY RAMS

On Account of Paparata Farms

To be held on the Tatu property on Thursday, 19th November, at 12 noon.

Welcome to the 38th Paparata ram sale.

We are having a good season at Paparata. A better autumn has meant more lambs. Paddock percentages at docking in the commercial flock ewes have been up to 180%. The issue now is feeding all these lambs. We don't need the arrival of an El Nino weather pattern.

We have catalogued the top 120 rams. They would compare favourably with past years. We have others available for paddock sale.

We have redesigned the catalogue. The number of traits measured has grown so we are presenting the data in a more convenient form.

Have a good season...

Trevor Johnson and the Paparata team

BREED TRAITS TARGETED

REPRODUCTION

Paparata has been lambing hoggets since 2000. The experience has been very positive and it is a trait we will continue to prioritise. The onset of oestrus is a good indicator of lifetime fertility. Any hoggets retained that have scanned dry join a flock that is mated to a terminal sire. Hogget lambing has contributed to the increase in Paparata flock pregnancy rates.

Advantages are:

- Hoggets are good mothers and this continues as a 2 tooth
- Hoggets do not lamb until October so do not compete for early spring feed
- Growing the hoggets into 2 tooth's has not been a problem. Scanned inlamb hoggets scan higher as a 2 tooth than those that have not scanned inlamb as a hogget
- Even with vaccination there is some aborted lamb losses to ewes lambing for the first time. Hogget lambing eliminated these losses from 2 tooths
- We draft lambs off their hogget mothers at the end of January

The graph on page 5 shows the genetic progress that Paparata has made for reproduction (DPR)

SURVIVABILITY

Paparata ewes like most other ewes in the country lamb on hills. Survivability has become an important trait.

Paparata has been using DNA technology to identify parents of recorded lambs since 2000. This has eliminated the need for a daily lambing beat to match lambs with their mothers. This has also meant the Paparata flock is lambed under commercial conditions with no shepherding. All wet dries in the Paparata recorded flock an commercial flock are culled to a flock where a terminal sire is used.

The graph on page 6 shows the genetic progress that Paparata has made for survival (DPS)

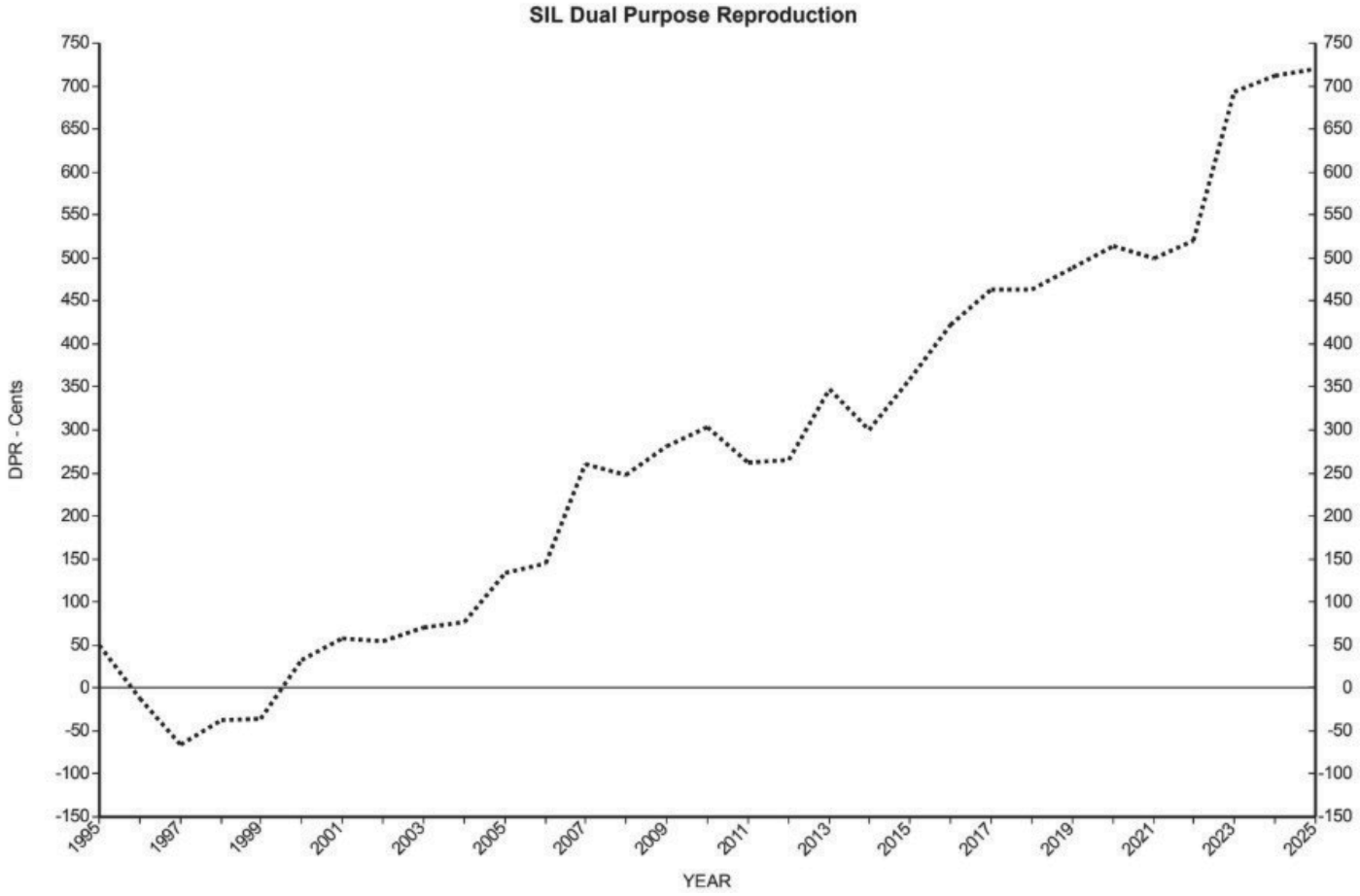
SIL Dual Purpose Reproduction
DPR - Cents
YEAR
750
700
650
600
550
500
450
400
350
300
250
200
150
100
50
0
-50
-100
-150
1995
1997
1999
2001
2003
2005
2007
2009
2011
2013
2015
2017
2019
2021
2023
2025

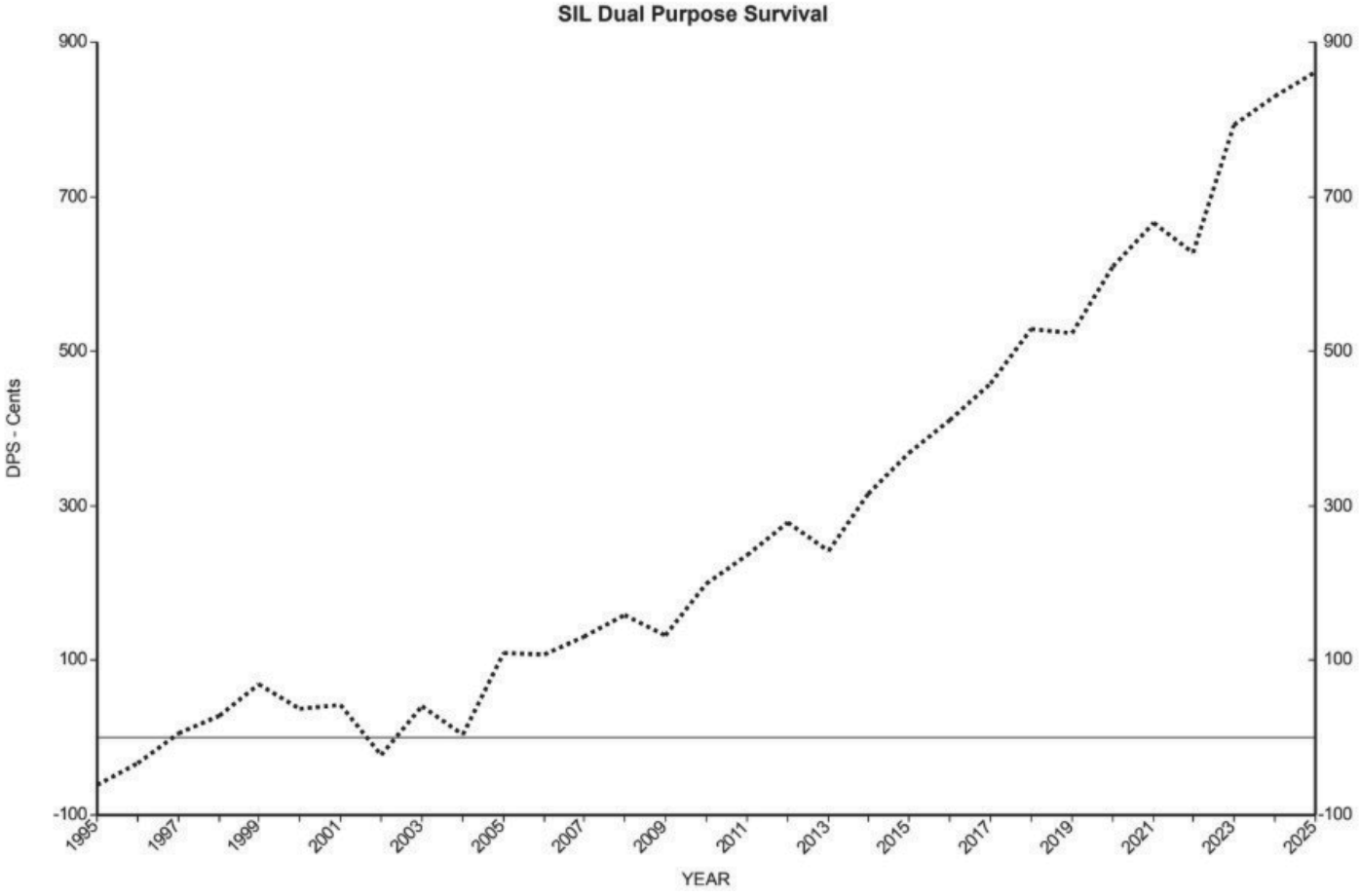
SIL Dual Purpose Survival
DPS - Cents
900
700
500
300
100
-100
1995
1997
1999
2001
2003
2005
2007
2009
2011
2013
2015
2017
2019
2021
2023
2025
YEAR

FACIAL ECZEMA TOLERANCE

'The liver damage associated with FE results in production losses that are much greater than may first appear. Even when no symptoms are visible, FE can reduce lifetime productivity by up to 25 per cent'. 'Breeding for increased tolerance to FE should be your first line of defence'.

From the Beef and Lamb resource book 'Facing up to Facial Eczema'.

Paparata has been building FE tolerance since 1999:

- All bought in sires need to have been tested at a high level
- Bought in sires are sourced from flocks with a long history of testing
- all home bred sires are tested and only used if they show a nil rise
- we have seen no cases of FE on Paparata for a number of years

Testing provides all sheep in the recorded flock with a FE production index. Sale ram FE indexes are provided in the catalogue. The higher the index the greater the FE tolerance level.

The graph on page 8 shows the genetic progress that Paparata has made for facial eczema (DPX)

LAMB GROWTH AND MEAT PRODUCTION

All meat processing companies are now signalling they want heavier lambs for slaughter. At Paparata now all lambs supplied for slaughter are over 40 kg live weight. This provides a carcass in excess of 16kg. Producing an August born 40 kg live weight lamb before Xmas is not easy. Live weight growth rate is a trait Paparata has prioritised.

This year Paparata have undertaken ultrasound eye muscle scanning to gather better meat yield data. All sale rams have been scanned in late August, in conjunction with their live weight at 12 months of age measurement.

The graph on page 9 shows the genetic progress that Paparata has made for lamb growth (DPG)

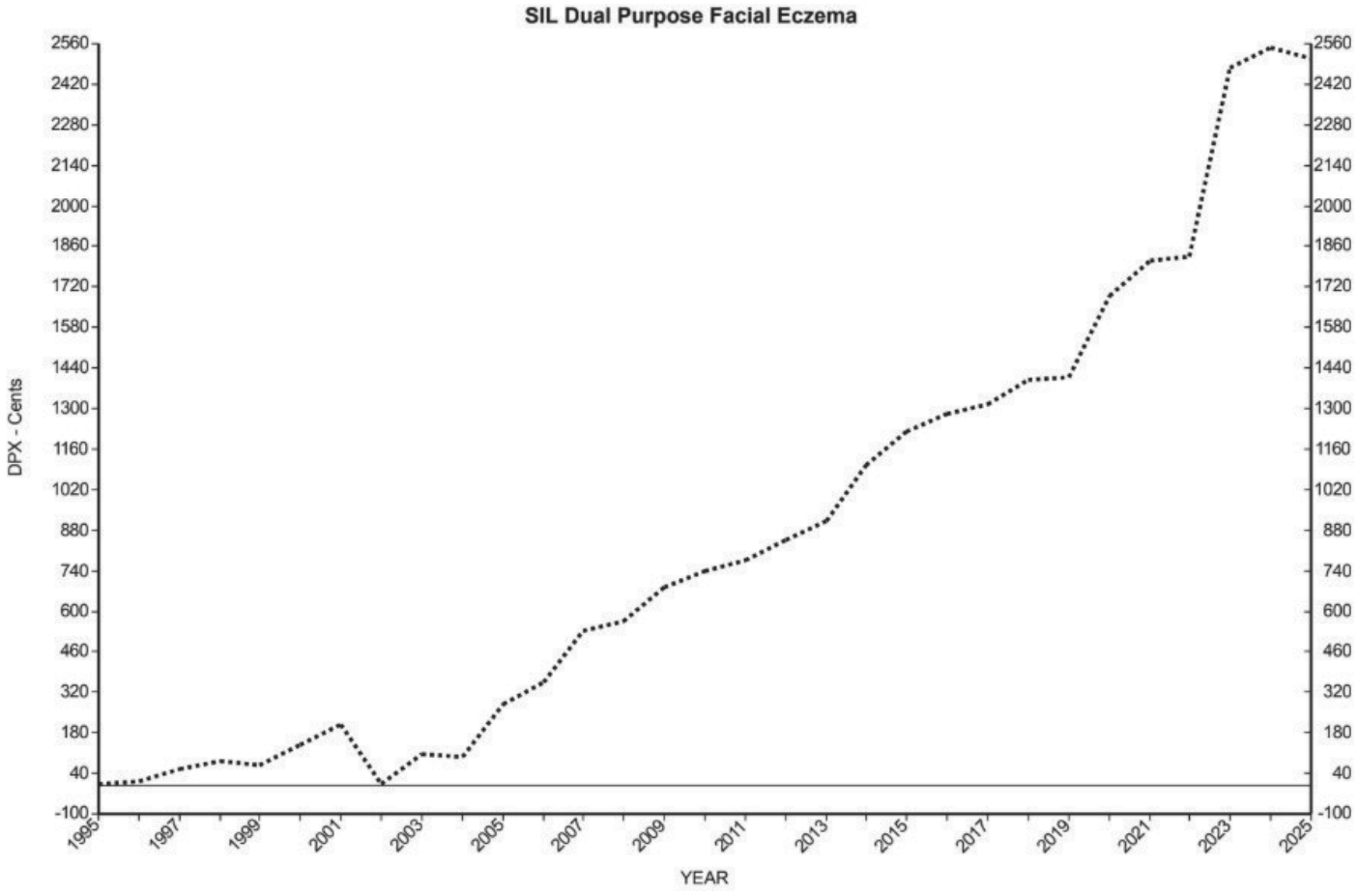
SIL Dual Purpose Facial Eczema
DPX - Cents
YEAR
2560
2420
2280
2140
2000
1860
1720
1580
1440
1300
1160
1020
880
740
600
460
320
180
40
-100
1995
1997
1999
2001
2003
2005
2007
2009
2011
2013
2015
2017
2019
2021
2023
2025

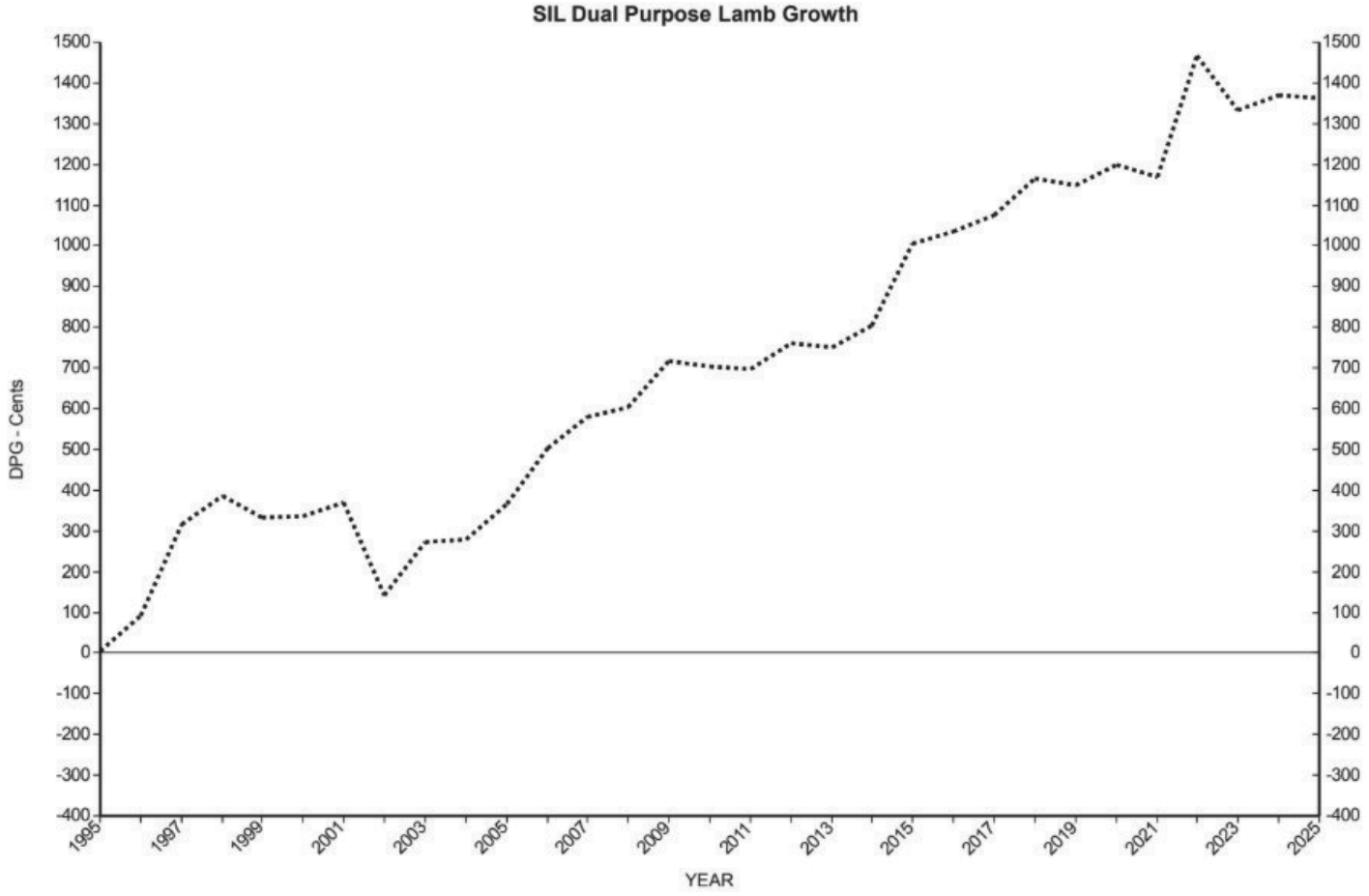
SIL Dual Purpose Lamb Growth
DPG - Cents
YEAR
1500
1400
1300
1200
1100
1000
900
800
700
600
500
400
300
200
100
0
-100
-200
-300
-400
1995
1997
1999
2001
2003
2005
2007
2009
2011
2013
2015
2017
2019
2021
2023
2025

CARLA SALIVA TEST

Worm faecal egg counting (FEC) is now not the only option to measure the immunity of sheep to gastrointestinal worms. Sheep digestion systems mount an antibody response to worm infections. It has been discovered that most of the antibody response was directed at just one worm molecule which has been named CARLA. Levels of anti-CARLA intestinal antibodies strongly correlated with rapid immune rejection of infecting larvae. Studies have shown that CARLA antibody responses in saliva are significantly correlated with reduced worm burdens in sheep. The result of this research means that farmers are able to measure the immunity levels of individual sheep to worm infection by measuring the levels of CARLA in the saliva.

FEC testing means measuring immunity by not drenching and letting sheep 'fill up' with worms. Those with higher immunity to worm infestation are identified. The down side is the damage to those sheep with lower immunity. At Paparata we have decided not to use FEC. We are using the saliva test to identify those sheep that have higher levels of immunity to worms.

WOOL PRODUCTION

Although there seems to have been some stirring in the market for wool lately, wool continues to disappoint. Paparata has taken up a contract to supply Bremworth Carpets. This contract rewards colour and length which is hard to achieve in our district. By managing our shearing around the seasons we have been able to improve colour and price.

The target wool fibre diameter is 33-36 microns.

NEXTGEN AGRI

We have been breeding Romney rams for over 45 years. The three graphs included in this sale catalogue demonstrate the progress made in sheep performance over this time. We are sure we can continue to increase sheep performance but there are many options. To help us make the best decisions going forward we have asked neXtgen Agri to help us.

Dr Emma Pettigrew is the neXtgen Agri representative helping us. When I asked Emma to describe what neXtgen Agri was doing for us she supplied the following.

neXtgen Agri is a consulting company specialising in genetics and breeding, helping stud breeders and commercial farmers to optimise their sheep and beef breeding operations. Our motto, “farming in our hearts, science in our heads” incorporates our drive to breed the best animals for your farming situation. We are passionate people, working with passionate farmers to achieve their goals. Working with seedstock producers to breed animals with the best potential for genetic progress, and working with producers to maximise production while reducing costs through genetic selection. Recently, we have produced a ram buying guide for maternal and terminal farmers in New Zealand, to help them make the most informed ram buying decisions they can.

We have been working with Paparata since April 2025, overseeing and advising on the breeding program, helping to allocate their mating groups to maximise genetic gain while minimising inbreeding, assisting in the sales process including cataloguing the rams, assisting interpreting data for ram selection and culling, and for ewe selection. Implementing eye muscle scanning and CARLA saliva testing in the stud operation has given more performance information for Paparata selecting their own sires and for their clients purchasing rams going forward.

DNA TECHNOLOGIES

In the past information to measure production traits has come from progeny testing. The problem with progeny testing is there is a wait until lambs are born and then performance measured. In the last few years scientific research into genetics has started to provide an increasing number of tools to compliment progeny testing. Genes are made from a molecule called DNA which is copied an inherited across generations. The information in DNA is the instructions for constructing and operating a living organism. An increased knowledge of the relationship between parent and offspring DNA is seeing the development of genetic tests to identify progeny with higher production potential. With these tests there is no waiting for progeny to be tested.

DNA profiles are now held of all the Paparata recorded flock. The flock is now able to be tested for the presence of high performance genes. 'Sheep 15k' and 'Sheep 50k' are two genomic tests that Paparata is using to accelerate the generation turnover and increase productivity.

Genomic tests - Sheep 15k and Sheep 50K

Sheep 15k uses 15,000 DNA markers to generate a molecular breeding value (mBV). This mBV can be used independently or blended with an estimated breeding value (eBV) to produce a genomic breeding value (gBV). gBVs are more accurate than eBVs or mBVs.

eBV + mBV = gBV

Sheep 50k uses 50,000 DNA markers to generate mBVs. It is a more expensive and complete genetic test that ensures the value of genomics in the flock is retained and the accuracy of the 15,000 test is enhanced.

This year Paparata will be 15k testing all ram hoggets to gain an early indication of FE tolerance. Those showing higher levels of tolerance will then be dosed with Sporidesmin. The dose rate will be higher than would be possible if 15k had not been used, and gBVs gained will be more accurate than eBVs.

SIL DATA PRESENTED

Breeding values (BVs) and indexes indicate the value of a ram (or ewe) as a parent. An eBV is the estimate of the breeding value of an animal as a parent for a particular trait or characteristic. This means the BV represents the worth the animal can actually pass on to its progeny. BVs are displayed in the units they are measured in, e.g. kg for weight. Indexes combine multiple BVs for a goal trait, and their economic values to predict the merit is a dollar value for that trait. Data presented are for flock 1881 - NZGEv7 run 43860.

Explanation of indexes:
NZMW (maternal worth) = (DPA) + (DPCR) + (DPG) + (DPS)
DPR (Reproduction) = 3367*NLBgBV
DPG (Growth) = 153*WWTgBV + 145*WWTMgBV + 480*CWgBV
DPA (Adult Size) = -158*EWTgBV
DPS (Survival) = 16049*SURgBV + 15008*SURMgBV
DPX (Facial eczema) = -2228*GGT21gBV
DPC (CARLA) = 2.27*CARLAgBV
DPH (Hogget reproduction) = 1067*HFERgBV + 621*HNLBgBV

Explanation of BVs:
WWTgBV - Weaning weight
WWTMgBV - Maternal weaning weight (milking ability)
LW8gBV - Live weight at 8 months of age
EMAgBV - Eye muscle area
NLBgBV - Number of lambs born
SURgBV - Survival direct

Actual data explanation and dates recorded:
BR - Birth rank (1=Single, 2=Twin, 3=Triplet)
Dam Perf - Dam performance (number of lambs/years)
WWT - Weaning weight - 9/01/2025
LW8 - Live weight at 8 months -
LW12 - Live weight at 12 months - 28/08/2025
EM/LW - Eye muscle area to live weight proportion (%) at time of measurement

Sires with a prefix of 33 are from Waimai Romney and 102 are from St Leger Romney.

Main data is presented first, and additional data for each ram can be found at the back of the catalogue.

CONDITIONS OF SALE

The sale will be conducted under the usual conditions governing auction sales held under the auspices of the King Country Stock and Station Agents' Association.

Every lot will be the purchaser's responsibility as from the fall of the hammer. The description of the stock in this catalogue shall be deemed to be correct. No error, omission or misdescription shall in any way invalidate the sale, nor be made the subject of any claims for compensation from either the vendor or the auctioneers. The vendor guarantees the rams jaws and will refund the purchase price on return of the defective ram (before he is used).

GST EXCLUSIVE

DELIVERIES
Lots may be left on the farm at the purchaser's risk until suitable transport is arranged.

INSURANCE
All purchases can be insured for transit or longer periods through the Auctioneer.

COMMISSIONS
5% Commission will be paid to non-participating companies, provided the purchases are introduced in writing, prior to sale day and settlement is made by that company on behalf of the purchaser.

This catalogue has been produced by neXtgen Agri and the Stud Stock Division of PGG Wrightson, and although every care has been taken to ensure accuracy, no responsibility is accepted for any error or omission that might be contained herein.

PGG Wrightson and NZ Farmers Livestock

BRUCELLOSIS

The Paparata flock is accredited Brucellosis free. All rams have been palpated and passed by a veterinarian

SALE LOCATION

Tatu - Highway 43 - 16km on the Stratford side of Ohura. Sale route signposted from Taumarunui. See map on the inside of the cover.

OSH

Please take note of the following potential hazards you may encounter when visiting our farm:

- stock movement
- moving vehicles and machinery, including inside the woolshed
- stockyards and slippery surfaces
- pavilion seating

NEED MORE INFORMATION

Please call us if you need any more information
Seymour Spence 027 8810 685
Trevor Johnson 027 2209 567
Emma Pettigrew 022 5817 695
email: paparatafarms@gmail.com

Lot	ID	BR	Sire	Dam	Dam Perf	NZMW	DPR	DPG	DPS	DPX	WWT	Price
1	791/25	3	102.1709/22	1900/19	11/6	3904	2199	2684	1207	1083	39.0	
2	1027/25	2	179/22	938/23	3/2	3710	1192	1902	1271	3991	32.0	
3	1046/25	2	29/22	1158/22	6/3	3562	893	1552	1369	4080	34.5	
4	1543/25	2	29/22	96/22	6/3	3485	1325	1904	1557	4308	30.5	
5	1192/25	2	179/22	1122/22	5/3	3436	874	1946	1242	4448	41.0	
6	1669/25	2	29/22	816/23	3/2	3357	745	1919	1347	2976	38.0	
7	949/25	2	417/22	2172/21	7/4	3310	940	1720	936	3806	39.0	
8	922/25	2	102.1709/22	317/20	9/5	3251	1097	2713	771	2121	39.0	
9	657/25	2	1753/23	355/22	3/3	3177	1343	2159	854	2573	38.0	
10	1474/25	2	1753/23	1336/23	3/2	3176	1248	1991	954	3537	31.0	

Lot	ID	BR	Sire	Dam	Dam Perf	NZMW	DPR	DPG	DPS	DPX	WWT	Price
11	1010/25	2	102.1709/22	969/21	8/4	3023	1193	2659	736	1074	33.0	
12	752/25	2	417/22	1263/23	3/2	3021	1175	1196	946	3380	28.5	
13	151/25	2	102.1709/22	89/22	4/3	2966	996	2319	1002	2047	39.5	
14	765/25	3	102.1709/22	1172/19	11/6	2933	1525	2267	976	686	32.5	
15	1534/25	2	511/22	1329/21	9/4	2763	367	1490	1147	4627	29.0	
16	536/25	1	1901/23	662/22	5/3	2750	1077	1493	1034	4193	44.0	
17	783/25	2	1753/23	637/22	5/3	2739	994	1683	563	850	34.5	
18	991/25	2	1205/23	740/22	6/3	2634	590	1761	1145	2980	39.0	
19	1126/25	2	83/22	979/18	11/7	2518	482	1465	1077	2926	45.5	
20	82/25	2	1417/23	551/19	10/6	2356	692	1794	800	3002	36.5	

Lot	ID	BR	Sire	Dam	Dam Perf	NZMW	DPR	DPG	DPS	DPX	WWT	Price
21	759/25	2	827/23	2181/21	8/4	2206	500	1977	791	3159	32.5	
22	485/25	1	460/23	1856/17	13/8	2179	1015	1778	837	2407	46.0	
23	1153/25	2	827/23	1580/22	5/3	1861	554	1474	799	3025	36.5	
24	634/25	3	1205/23	1815/22	7/3	3678	1664	1956	1388	3095	36.5	
25	1477/25	2	29/22	707/22	5/3	3177	1663	1136	1218	2929	36.0	
26	1451/25	2	29/22	1174/21	5/4	2978	500	1729	1124	3480	51.0	
27	638/25	2	1901/23	1745/22	6/3	2713	1589	1559	1234	1965	33.0	
28	1180/25	2	29/22	1447/23	3/2	2712	1272	1471	1139	3564	35.5	
29	1721/25	3	382/21	269/22	6/3	2688	1424	1505	766	4385	43.5	
30	1136/25	3	382/21	1716/21	9/4	2604	1156	1631	736	2702	50.0	

Lot	ID	BR	Sire	Dam	Dam Perf	NZMW	DPR	DPG	DPS	DPX	WWT	Price
31	1462/25	2	1753/23	1300/19	12/6	2507	1417	1167	530	3597	39.0	
32	1441/25	3	179/22	1818/20	11/5	2321	449	1897	660	3781	33.5	
33	439/25	1	1901/23	1170/23	2/2	3545	894	1829	1262	1878	47.0	
34	1314/25	2	1205/23	1738/23	3/2	3391	1755	1413	1240	3400	34.5	
35	1108/25	2	102.1709/22	1005/22	5/3	3352	1670	2467	1048	2675	42.5	
36	285/25	2	2069/23	1305/22	4/3	3262	859	1640	1356	1930	38.0	
37	512/25	1	102.1709/22	49/18	9/7	3244	562	2456	1419	2851	55.0	
38	1039/25	3	1205/23	985/21	8/4	3215	1067	2111	1462	1836	40.5	
39	1240/25	2	83/22	1534/21	9/4	3082	924	1632	935	4016	32.0	
40	281/25	1	2069/23	2201/21	6/4	3033	680	1703	1060	1116	50.0	

Lot	ID	BR	Sire	Dam	Dam Perf	NZMW	DPR	DPG	DPS	DPX	WWT	Price
41	1191/25	3	563/21	563/23	4/2	2941	1403	1849	942	2371	33.0	
42	453/25	1	1205/23	1211/23	3/2	3020	770	1755	1207	3042	47.5	
43	902/25	2	1901/23	1243/23	3/2	2843	1205	1310	1122	2409	30.0	
44	523/25	1	102.1709/22	232/23	3/2	2931	1518	1988	1153	3724	47.0	
45	1436/25	2	417/22	1498/18	12/7	2818	1089	1181	1048	2103	26.0	
46	563/25	2	33.1227/19	602/23	3/2	2713	1029	1358	638	1610	31.0	
47	852/25	2	33.1227/19	165/23	3/2	2682	252	1380	935	3220	35.0	
48	1445/25	2	83/22	192/23	3/2	3304	668	2051	1429	1164	35.0	
49	1528/25	2	102.1709/22	361/21	7/4	3156	1229	1907	817	1509	29.5	
50	577/25	2	511/22	149/23	3/2	3126	266	1760	951	1577	33.0	

Lot	ID	BR	Sire	Dam	Dam Perf	NZMW	DPR	DPG	DPS	DPX	WWT	Price
51	951/25	2	382/21	646/21	6/4	3099	1019	1716	960	1249	36.0	
52	302/25	1	1901/23	887/21	6/4	2758	1064	1219	1145	2535	46.0	
53	958/25	2	1753/23	317/20	9/5	2937	1084	1891	602	1591	31.5	
54	930/25	2	511/22	218/20	10/5	2936	792	1929	1025	1256	32.5	
55	1464/25	2	29/22	569/21	7/4	2866	635	1379	1408	3018	33.5	
56	606/25	3	1901/23	2049/21	8/4	2845	1570	1533	1159	3059	38.0	
57	381/25	1	1901/23	1328/22	5/3	2714	815	1338	857	2539	47.5	
58	259/25	2	417/22	396/18	11/7	2787	857	1469	898	2339	35.0	
59	1349/25	2	102.1709/22	227/21	7/4	2752	1249	1471	1062	1591	36.0	
60	633/25	3	511/22	1990/20	8/5	2657	640	1912	737	1355	37.5	

Lot	ID	BR	Sire	Dam	Dam Perf	NZMW	DPR	DPG	DPS	DPX	WWT	Price
61	1533/25	2	83/22	419/19	10/6	2452	274	1646	927	2412	35.5	
62	729/25	2	511/22	806/22	5/3	2439	438	1616	789	1218	32.0	
63	1442/25	3	33.1227/19	2256/18	13/7	2434	897	1394	667	3482	39.5	
64	1302/25	2	417/22	1294/21	7/4	2380	742	1486	846	1458	36.0	
65	1527/25	2	460/23	1585/18	14/7	2249	446	1564	691	2535	35.0	
66	1411/25	2	1901/23	1967/18	11/7	2199	975	1508	760	1414	38.0	
67	1363/25	2	1753/23	1866/18	11/7	2188	1082	1627	385	1923	29.5	
68	771/25	2	1205/23	1394/20	8/5	2156	307	1362	1279	3514	35.0	
69	198/25	2	2069/23	1724/22	6/3	2124	1366	1367	994	1649	33.5	
70	1341/25	3	460/23	1784/21	6/4	1660	371	1224	542	2566	32.5	

Lot	ID	BR	Sire	Dam	Dam Perf	NZMW	DPR	DPG	DPS	DPX	WWT	Price
71	664/25	2	102.1709/22	799/19	5/6	3227	1063	2131	915	634	46.0	
72	1235/25	2	460/23	83/20	8/5	3220	610	1329	1048	2808	33.5	
73	500/25	1	1457/23	1697/23	2/2	3173	1290	1661	1124	603	47.5	
74	630/25	2	29/22	693/21	6/4	3163	519	1696	1332	3022	49.0	
75	438/25	1	83/22	1507/21	6/4	3043	509	1448	752	2744	47.5	
76	979/25	2	460/23	1076/21	7/4	2572	1051	1843	429	2808	39.0	
77	1599/25	1	1205/23	1340/23	2/2	3022	453	1360	1184	1997	38.0	
78	927/25	2	1205/23	1103/22	5/3	2552	263	1847	1071	1543	35.5	
79	99/25	2	1205/23	889/21	6/4	2542	697	976	1267	3354	40.5	
80	303/25	1	511/22	176/23	2/2	2871	235	1866	901	2706	48.5	

Lot	ID	BR	Sire	Dam	Dam Perf	NZMW	DPR	DPG	DPS	DPX	WWT	Price
81	1233/25	2	511/22	122/20	9/5	2533	673	1478	789	2829	39.0	
82	374/25	1	1753/23	166/21	3/4	2777	759	1495	1073	3185	49.5	
83	602/25	2	382/21	1802/22	5/3	2512	1191	1415	551	2691	36.5	
84	299/25	1	417/22	746/20	8/5	2729	557	1483	841	2648	50.0	
85	1071/25	2	1901/23	1065/22	4/3	3004	608	1588	932	2755	33.0	
86	827/25	2	1901/23	1243/23	3/2	2934	1049	1489	1122	3211	34.5	
87	1350/25	2	460/23	307/22	4/3	2257	271	1858	777	3231	37.5	
88	376/25	1	511/22	1424/21	5/4	2661	168	1958	736	2487	52.0	
89	786/25	2	1901/23	1745/22	6/3	2490	916	1048	1234	2460	36.5	
90	547/25	1	460/23	617/19	8/6	2435	313	1759	933	2945	39.5	

Lot	ID	BR	Sire	Dam	Dam Perf	NZMW	DPR	DPG	DPS	DPX	WWT	Price
91	291/25	2	2069/23	221/21	6/4	2187	322	1292	1162	2690	37.0	
92	330/25	1	827/23	334/20	6/5	2428	319	1610	868	2840	42.0	
93	1381/25	2	1457/23	546/22	5/3	2355	481	1638	950	3066	35.0	
94	1368/25	2	417/22	307/19	10/6	2165	1175	1102	669	2785	36.0	
95	337/25	1	83/22	942/20	7/5	2126	275	1448	951	3731	41.5	
96	1482/25	2	33.1227/19	1382/23	4/2	2046	232	1310	533	3676	48.0	
97	1181/25	2	1457/23	704/22	4/3	1931	308	2052	944	3068	34.5	
98	103/25	2	1457/23	706/21	6/4	1636	199	1412	960	2909	41.5	
99	792/25	2	1417/23	218/22	4/3	1159	276	2406	503	1767	44.0	
100	1253/25	2	1205/23	1877/19	6/6	3154	272	1635	1309	2402	40.0	

Lot	ID	BR	Sire	Dam	Dam Perf	NZMW	DPR	DPG	DPS	DPX	WWT	Price
101	1145/25	2	179/22	1648/22	2/3	3006	982	1475	974	3855	39.0	
102	388/25	1	179/22	384/21	7/4	2923	735	1402	1315	4043	40.5	
103	934/25	2	417/22	993/23	4/2	2909	1346	1111	1149	3144	34.0	
104	1003/25	2	179/22	938/23	3/2	2771	582	1613	1271	3565	31.0	
105	813/25	2	83/22	1404/23	3/2	2659	249	1726	1098	3550	35.0	
106	1443/25	2	511/22	472/22	6/3	2579	724	1384	1037	1335	37.0	
107	756/25	2	33.1227/19	922/23	3/2	2571	182	1301	950	2716	32.5	
108	1518/25	2	1416/19	938/18	10/7	2534	227	1383	786	2516	32.0	
109	1471/25	2	1205/23	1868/23	3/2	2515	749	1232	1120	2279	30.5	
110	365/25	1	1753/23	46/22	4/3	2346	861	1578	935	1551	46.0	

Lot	ID	BR	Sire	Dam	Dam Perf	NZMW	DPR	DPG	DPS	DPX	WWT	Price
111	869/25	2	179/22	868/21	7/4	2282	410	1564	1010	3799	37.0	
112	1587/25	2	563/21	1409/22	6/3	2258	1079	1306	551	1764	33.5	
113	741/25	2	460/23	505/22	6/3	2225	882	1272	920	2435	32.5	
114	272/25	2	179/22	1470/22	6/3	2190	464	1072	1050	2774	32.0	
115	1496/25	2	511/22	226/22	5/3	2173	210	1562	1159	1500	31.0	
116	1671/25	1	382/21	1602/23	2/2	2150	894	1510	853	2781	38.0	
117	1278/25	3	511/22	1427/22	5/3	2096	536	1152	736	2064	34.5	
118	1281/25	2	179/22	38/22	6/3	2063	520	1190	901	2864	33.0	
119	1720/25	2	827/23	25/22	5/3	1864	502	1034	1045	4778	38.0	
120	1319/25	2	827/23	157/23	3/2	1613	405	1215	860	3440	34.5	

			Sub-indexes							Breeding values						Actuals			
Lot	ID	NZMW	DPR	DPG	DPA	DPS	DPC	DPX	DPH	WWT	WWTM	LW8	EMAc	NLB	SUR	WWT	LW8	LW12	EM/LW
1	791	3904	2199	2684	-964	1207	21	1083	495	3.80	4.935	7.90	0.125	0.653	0.0357	39	44	69	30%
2	1027	3710	1192	1902	-280	1271	84	3991	410	1.74	3.995	6.59	-0.379	0.354	0.0509	32	45.7	60	30%
3	1046	3562	893	1552	-38	1369	-18	4080	228	3.01	3.050	3.80	1.208	0.265	0.0562	34.5	44	69	31%
4	1543	3485	1325	1904	-841	1557	12	4308	293	1.98	4.648	6.57	0.408	0.394	0.0603	30.5	42.9	67	27%
5	1192	3436	874	1946	-421	1242	312	4448	37	1.66	4.891	7.42	1.187	0.260	0.0460	41	51.4	71	34%
6	1669	3357	745	1919	-504	1347	-26	2976	183	3.41	3.189	6.04	1.413	0.221	0.0493	38	40.8	69	29%
7	949	3310	940	1720	-50	936	37	3806	207	2.05	4.692	4.67	-0.464	0.279	0.0432	39	46.8	74	28%
8	922	3251	1097	2713	-1011	771	-89	2121	214	4.17	3.235	10.22	-1.122	0.326	0.0206	39	54.6	70	27%
9	657	3177	1343	2159	-707	854	49	2573	260	3.38	3.793	7.14	-1.652	0.399	0.0377	38	47.8	67	25%
10	1474	3176	1248	1991	-607	954	146	3537	262	3.50	3.086	6.51	-0.398	0.371	0.0445	31	40.1	67	27%
11	1010	3023	1193	2659	-1190	736	-75	1074	192	4.03	4.113	8.62	-0.535	0.354	0.0203	33	47.7	68	26%
12	752	3021	1175	1196	69	946	151	3380	235	1.07	3.348	3.49	-0.045	0.349	0.0315	28.5	40.4	61	26%
13	151	2966	996	2319	-1086	1002	4	2047	172	4.32	3.248	7.77	0.675	0.296	0.0262	39.5	48.5	77	30%
14	765	2933	1525	2267	-1232	976	13	686	313	4.17	2.793	9.53	-1.542	0.453	0.0352	32.5	51.4	79	22%
15	1534	2763	367	1490	-206	1147	-11	4627	42	2.23	3.550	3.53	-2.441	0.109	0.0349	29	40.5	63	24%
16	536	2750	1077	1493	-546	1034	69	4193	237	1.56	3.640	3.43	0.372	0.320	0.0327	44	45.5	74	29%
17	783	2739	994	1683	-238	563	25	850	281	2.09	3.600	5.18	-0.781	0.295	0.0264	34.5	45.4	62	30%
18	991	2634	590	1761	-767	1145	125	2980	384	1.83	4.188	5.35	-2.381	0.175	0.0333	39	47	75	24%
19	1126	2518	482	1465	-443	1077	-27	2926	131	1.82	4.042	3.65	-1.646	0.143	0.0327	45.5	52	77	23%
20	82	2356	692	1794	-799	800	-1	3002	170	2.40	3.550	5.18	-0.478	0.205	0.0278	36.5	46	70	26%
21	759	2206	500	1977	-994	791	-88	3159	226	2.34	3.405	7.25	-0.083	0.148	0.0269	32.5	45.3	76	29%
22	485	2179	1015	1778	-1177	837	-28	2407	25	1.97	3.119	5.91	0.379	0.301	0.0187	46	52.2	69	31%
23	1153	1861	554	1474	-882	799	-70	3025	377	1.54	3.762	4.64	-0.296	0.165	0.0206	36.5	45.2	67	29%
24	634	3678	1664	1956	-615	1388	339	3095	238	1.50	4.938	5.26	-0.133	0.494	0.0449	36.5	43.9	63	30%
25	1477	3177	1663	1136	-125	1218	37	2929	284	1.37	3.086	2.73	-0.617	0.494	0.0503	36	45.6	59	33%

			Sub-indexes							Breeding values						Actuals			
Lot	ID	NZMW	DPR	DPG	DPA	DPS	DPC	DPX	DPH	WWT	WWTM	LW8	EMAc	NLB	SUR	WWT	LW8	LW12	EM/LW
26	1451	2978	500	1729	-308	1124	18	3480	204	2.49	4.623	3.36	-1.007	0.149	0.0479	51	52.4	68	27%
27	638	2713	1589	1559	-1015	1234	86	1965	380	1.12	3.916	5.77	0.247	0.472	0.0412	33	47	71	30%
28	1180	2712	1272	1471	-744	1139	46	3564	177	2.15	3.408	5.01	-0.055	0.378	0.0513	35.5	48	71	27%
29	1721	2688	1424	1505	-478	766	-58	4385	256	1.43	4.159	4.53	-0.439	0.423	0.0223	43.5	51.8	71	27%
30	1136	2604	1156	1631	-566	736	239	2702	245	1.57	3.950	4.05	-1.877	0.343	0.0282	50	51.6	68	26%
31	1462	2507	1417	1167	-82	530	-36	3597	441	1.63	2.121	3.95	-1.111	0.421	0.0287	39	48.6	69	27%
32	1441	2321	449	1897	-632	660	215	3781	247	2.42	3.041	7.56	0.292	0.133	0.0164	33.5	45.4	70	29%
33	439	3545	894	1829	-225	1262	17	1878	313	2.23	3.546	5.10	-0.239	0.265	0.0451	47	51.4	69	29%
34	1314	3391	1755	1413	-223	1240	494	3400	259	0.98	4.776	4.96	0.534	0.521	0.0405	34.5	46.6	69	33%
35	1108	3352	1670	2467	-1112	1048	-37	2675	203	4.22	4.226	7.10	-1.467	0.496	0.0294	42.5	50.2	68	33%
36	285	3262	859	1640	-395	1356	-106	1930	186	1.74	4.315	4.47	-0.658	0.255	0.0597	38	42.9	67	31%
37	512	3244	562	2456	-1108	1419	-86	2851	246	4.14	3.835	6.35	-1.572	0.167	0.0388	55	50	73	25%
38	1039	3215	1067	2111	-1123	1462	11	1836	224	2.63	4.109	7.22	-0.197	0.317	0.0462	40.5	54.8	79	28%
39	1240	3082	924	1632	-180	935	-81	4016	213	2.08	4.205	4.64	-1.144	0.275	0.0216	32	45	62	27%
40	281	3033	680	1703	-285	1060	-82	1116	280	1.72	4.042	4.72	-1.491	0.202	0.0560	50	50.6	69	26%
41	1191	2941	1403	1849	-739	942	355	2371	190	1.90	4.420	6.84	-0.644	0.417	0.0351	33	49.2	71	28%
42	453	3020	770	1755	-553	1207	210	3042	364	1.21	4.594	4.87	-0.396	0.229	0.0397	47.5	48	76	26%
43	902	2843	1205	1310	-410	1122	183	2409	347	1.12	4.249	3.09	0.722	0.358	0.0398	30	39.9	64	31%
44	523	2931	1518	1988	-1129	1153	64	3724	417	3.58	2.638	6.63	-1.214	0.451	0.0327	47	51	82	28%
45	1436	2818	1089	1181	-186	1048	100	2103	239	0.70	3.786	4.08	-0.370	0.323	0.0391	26	40	68	27%
46	563	2713	1029	1358	-31	638	227	1610	215	1.76	2.276	5.02	-0.472	0.306	0.0086	31	45.3	63	29%
47	852	2682	252	1380	129	935	-16	3220	62	0.95	3.774	4.16	-1.382	0.075	0.0162	35	43.5	63	29%
48	1445	3304	668	2051	-723	1429	-37	1164	129	2.51	4.213	7.07	-1.451	0.198	0.0413	35	48.1	74	25%
49	1528	3156	1229	1907	-398	817	3	1509	154	2.66	3.476	6.19	-0.803	0.365	0.0280	29.5	44	60	27%
50	577	3126	266	1760	164	951	78	1577	-20	2.45	4.494	4.92	0.171	0.079	0.0248	33	47	66	31%

			Sub-indexes							Breeding values						Actuals			
Lot	ID	NZMW	DPR	DPG	DPA	DPS	DPC	DPX	DPH	WWT	WWTM	LW8	EMAc	NLB	SUR	WWT	LW8	LW12	EM/LW
51	951	3099	1019	1716	-320	960	118	1249	304	2.19	4.549	5.37	-1.478	0.303	0.0281	36	48.4	69	29%
52	302	2758	1064	1219	-369	1145	-36	2535	290	1.76	2.810	2.71	-0.636	0.316	0.0380	46	50.2	76	26%
53	958	2937	1084	1891	-329	602	-46	1591	340	2.51	3.668	7.01	-0.793	0.322	0.0273	31.5	47.3	64	31%
54	930	2936	792	1929	-641	1025	-21	1256	179	1.73	5.107	5.90	-1.394	0.235	0.0230	32.5	42.9	71.5	23%
55	1464	2866	635	1379	-446	1408	115	3018	353	1.27	3.867	4.47	-0.803	0.189	0.0563	33.5	47.2	67	30%
56	606	2845	1570	1533	-778	1159	-59	3059	388	1.00	4.349	4.89	1.154	0.466	0.0375	38	46.7	69	34%
57	381	2714	815	1338	-117	857	-21	2539	163	1.58	3.250	4.31	-1.015	0.242	0.0215	47.5	53.6	71	25%
58	259	2787	857	1469	-240	898	437	2339	280	0.95	4.414	4.08	-0.198	0.255	0.0341	35	41.7	63	26%
59	1349	2752	1249	1471	-620	1062	59	1591	248	1.79	2.772	5.49	-0.520	0.371	0.0300	36	47.2	69	29%
60	633	2657	640	1912	-521	737	16	1355	-62	2.44	4.672	5.92	-2.122	0.190	0.0226	37.5	51.2	62	26%
61	1533	2452	274	1646	-379	927	-106	2412	88	1.95	4.645	4.47	-0.675	0.081	0.0219	35.5	46.6	77	25%
62	729	2439	438	1616	-353	789	-18	1218	69	2.07	3.997	4.93	-2.246	0.130	0.0088	32	43.3	64	26%
63	1442	2434	897	1394	-309	667	12	3482	172	1.04	3.118	4.75	-1.216	0.266	0.0102	39.5	47.7	66	28%
64	1302	2380	742	1486	-545	846	92	1458	308	1.60	4.475	4.25	-0.787	0.220	0.0391	36	47.3	64	31%
65	1527	2249	446	1564	-398	691	-57	2535	79	1.28	3.336	5.37	-0.343	0.132	0.0160	35	45.3	60	26%
66	1411	2199	975	1508	-791	760	18	1414	2	1.88	3.158	5.10	0.121	0.290	0.0286	38	47.3	75	27%
67	1363	2188	1082	1627	-596	385	143	1923	203	2.34	2.924	4.93	-1.415	0.321	0.0163	29.5	40.7	58	28%
68	771	2156	307	1362	-770	1279	79	3514	187	1.72	3.709	4.49	-0.717	0.091	0.0414	35	47.1	74	25%
69	198	2124	1366	1367	-1115	994	-72	1649	268	1.67	3.085	4.90	-0.769	0.406	0.0507	33.5	43.9	69	24%
70	1341	1660	371	1224	-443	542	-8	2566	-71	1.01	3.267	4.36	0.079	0.110	0.0184	32.5	44.3	68	23%
71	664	3227	1063	2131	-582	915	-20	634	212	3.25	4.041	7.60	-1.521	0.316	0.0293	46	55.8	76	31%
72	1235	3220	610	1329	334	1048	-46	2808	48	0.98	3.953	3.30	0.183	0.181	0.0372	33.5	41.6	62	30%
73	500	3173	1290	1661	-465	1124	-12	603	526	1.80	4.056	5.26	0.452	0.383	0.0490	47.5	49.7	78	27%
74	630	3163	519	1696	-312	1332	123	3022	213	1.36	5.611	3.41	-0.187	0.154	0.0529	49	51.5	74	27%
75	438	3043	509	1448	404	752	-6	2744	30	1.10	4.783	3.23	0.677	0.151	0.0240	47.5	48.3	71	33%

			Sub-indexes							Breeding values						Actuals			
Lot	ID	NZMW	DPR	DPG	DPA	DPS	DPC	DPX	DPH	WWT	WWTM	LW8	EMAc	NLB	SUR	WWT	LW8	LW12	EM/LW
76	979	2572	1051	1843	-457	429	-57	2808	290	0.99	4.103	6.35	-0.111	0.312	0.0099	39	51	65	26%
77	1599	3022	453	1360	80	1184	54	1997	248	1.45	3.663	4.42	-1.091	0.135	0.0449	38	51.4	76	22%
78	927	2552	263	1847	-615	1071	277	1543	38	1.66	3.929	5.89	0.572	0.078	0.0280	35.5	45.5	70	29%
79	99	2542	697	976	-266	1267	96	3354	237	0.76	3.174	3.23	0.130	0.207	0.0375	40.5	52.2	72	28%
80	303	2871	235	1866	-122	901	-25	2706	72	1.98	4.328	5.87	-0.615	0.070	0.0265	48.5	56	71	34%
81	1233	2533	673	1478	-284	789	26	2829	-43	0.81	4.804	3.72	-1.312	0.200	0.0208	39	47.1	73	24%
82	374	2777	759	1495	-394	1073	80	3185	185	1.25	3.221	4.68	-1.563	0.226	0.0398	49.5	50.5	70	27%
83	602	2512	1191	1415	-271	551	289	2691	369	0.91	3.758	4.47	-1.935	0.354	0.0195	36.5	42.8	69	26%
84	299	2729	557	1483	-69	841	157	2648	157	1.60	4.466	2.51	0.135	0.165	0.0351	50	50.2	76	28%
85	1071	3004	608	1588	-23	932	94	2755	-49	1.08	5.039	4.14	0.356	0.181	0.0317	33	44.3	66	29%
86	827	2934	1049	1489	-434	1122	210	3211	150	1.16	4.196	5.09	1.130	0.312	0.0398	34.5	46	67	30%
87	1350	2257	271	1858	-633	777	-30	3231	5	1.56	4.615	6.05	0.664	0.080	0.0256	37.5	48.4	68	31%
88	376	2661	168	1958	-199	736	-39	2487	137	2.48	4.904	4.62	-0.849	0.050	0.0237	52	51.2	75	30%
89	786	2490	916	1048	-483	1234	123	2460	87	0.68	2.726	4.12	0.179	0.272	0.0412	36.5	47.9	65	27%
90	547	2435	313	1759	-546	933	-16	2945	-43	2.20	3.002	6.89	0.542	0.093	0.0287	39.5	50.4	76	28%
91	291	2187	322	1292	-563	1162	-73	2690	240	1.27	2.904	5.54	-0.864	0.096	0.0549	37	47.3	70	23%
92	330	2428	319	1610	-344	868	57	2840	359	2.03	3.658	4.18	-1.381	0.095	0.0189	42	44.8	67	27%
93	1381	2355	481	1638	-651	950	20	3066	270	1.33	4.819	5.33	-0.442	0.143	0.0263	35	44.3	72	25%
94	1368	2165	1175	1102	-416	669	231	2785	286	1.42	3.523	3.44	-1.289	0.349	0.0264	36	49.7	72	24%
95	337	2126	275	1448	-531	951	-85	3731	104	2.26	3.104	3.93	-0.934	0.082	0.0269	41.5	47.2	73	27%
96	1482	2046	232	1310	-20	533	36	3676	12	1.98	3.154	3.26	-1.793	0.069	0.0063	48	50.6	73	24%
97	1181	1931	308	2052	-1350	944	-24	3068	270	1.92	4.123	8.42	-0.003	0.092	0.0243	34.5	53.4	74	28%
98	103	1636	199	1412	-930	960	27	2909	211	1.17	3.857	4.69	0.207	0.059	0.0346	41.5	49.1	82	27%
99	792	1159	276	2406	-2010	503	-1	1767	98	3.09	4.850	8.79	-1.855	0.082	0.0129	44	56.8	81	26%
100	1253	3154	272	1635	-46	1309	-16	2402	81	1.68	3.712	4.94	-0.780	0.081	0.0453	40	47.7	64	28%

			Sub-indexes							Breeding values						Actuals			
Lot	**ID**	**NZMW**	**DPR**	**DPG**	**DPA**	**DPS**	**DPC**	**DPX**	**DPH**	**WWT**	**WWTM**	**LW8**	**EMAc**	**NLB**	**SUR**	**WWT**	**LW8**	**LW12**	**EM/LW**
101	1145	3006	982	1475	-168	974	64	3855	395	0.85	3.330	4.80	0.263	0.292	0.0396	39	47	65	30%
102	388	2923	735	1402	-384	1315	129	4043	114	1.03	3.252	4.88	0.514	0.218	0.0448	40.5	48.6	68	31%
103	934	2909	1346	1111	-222	1149	108	3144	356	1.19	3.428	3.37	0.386	0.400	0.0484	34	45.6	70	25%
104	1003	2771	582	1613	-603	1271	223	3565	373	1.38	2.950	6.76	0.208	0.173	0.0509	31	46.2	67	26%
105	813	2659	249	1726	-402	1098	-97	3550	-27	1.74	4.491	5.89	-1.493	0.074	0.0257	35	44.2	72	24%
106	1443	2579	724	1384	-424	1037	62	1335	158	1.30	3.859	4.13	-1.262	0.215	0.0268	37	47.7	70	25%
107	756	2571	182	1301	142	950	351	2716	-51	1.07	3.373	4.25	-0.459	0.054	0.0147	32.5	45.5	62	30%
108	1518	2534	227	1383	147	786	-48	2516	227	1.35	4.240	3.54	-0.072	0.068	0.0260	32	44.9	63	30%
109	1471	2515	749	1232	-435	1120	196	2279	227	1.28	2.535	5.39	0.346	0.222	0.0430	30.5	48.1	62	32%
110	365	2346	861	1578	-829	935	128	1551	319	1.32	3.362	6.28	-1.466	0.256	0.0362	46	55.8	71	25%
111	869	2282	410	1564	-658	1010	501	3799	156	1.54	2.571	6.08	0.155	0.122	0.0390	37	50.4	68	27%
112	1587	2258	1079	1306	-368	551	97	1764	292	0.95	4.031	4.21	-1.162	0.320	0.0309	33.5	47	67	27%
113	741	2225	882	1272	-641	920	20	2435	296	0.48	3.786	4.65	-0.951	0.262	0.0198	32.5	45.4	66	27%
114	272	2190	464	1072	-339	1050	64	2774	268	0.80	2.327	4.98	0.033	0.138	0.0438	32	45.3	72	30%
115	1496	2173	210	1562	-751	1159	147	1500	-24	1.78	4.392	3.60	-1.791	0.063	0.0351	31	38	71	23%
116	1671	2150	894	1510	-892	853	224	2781	304	1.12	3.790	5.03	-0.603	0.266	0.0191	38	43.7	68	29%
117	1278	2096	536	1152	-249	736	23	2064	-70	1.12	4.462	2.40	-0.927	0.159	0.0201	34.5	43.6	69	28%
118	1281	2063	520	1190	-475	901	63	2864	314	0.66	2.828	4.71	-1.346	0.154	0.0300	33	45.8	67	21%
119	1720	1864	502	1034	-649	1045	-88	4778	146	0.46	3.346	3.03	0.492	0.149	0.0247	38	39	66	32%
120	1319	1613	405	1215	-825	860	-45	3440	191	1.41	2.561	3.69	-0.583	0.120	0.0335	34.5	44.2	70	25%

BUYER'S INSTRUCTION SLIP

No verbal instructions will be accepted

Name: .....

Address: .....
.....
.....

Lots purchased: .....

Consign to: .....
.....
.....

Phone when trucked to: .....
.....

Insure for following period: .....

Invoice to: .....
.....
.....

Signature of buyer or agent: .....



www.paparata.co.nz